



BANDO

RIB ACE[®] BELTS

The Choice of Top OE Manufacturers



PREMIUM QUALITY SERPENTINE BELTS

S I N C E 1 9 0 6

Bando Rib Ace® Belts: Feel the difference

Originally designed for the latest OE applications, Bando Rib Ace®, Rib Ace® Fit, and Rib Ace® Aramid Belts are now available for the aftermarket.

Bando is a leading OE supplier of automotive accessory drive belts in the USA.

Bando has proudly manufactured accessory drive belts in Bowling Green, KY since 1988.



Bando Accessory Drive Belts feature:

- Bando Rib Ace® exceeds OE manufacturing specifications
- Proprietary "Run Quiet" technology for better cohesion and less slip resulting in a quieter operation
- Precise metric sizing and machine cut ribs for a more exact OE fit
- Proprietary EPDM compounding for longer life
- Soft compound backing to reduce noise
- Bidirectional cord for proper tracking

RIB ACE® BELTS

Bando Rib Ace® Belts

- Combines our OE technology and experience to offer an accessory drive belt that outperforms the competition
- Extensive coverage for Domestic and Import applications



RIB ACE® FIT BELTS

Bando Rib Ace® Fit Belts

- Rib Ace® Fit eliminates the need for idler pulley and tensioners
- Applications utilizing the Rib Ace® Fit are designed to improve gas mileage
- Exceeds OE manufacturing specifications
- Proprietary "Run Quiet" technology for better cohesion, less slip resulting in a quieter operation
- Precise metric sizing and machine cut ribs for a more exact OE fit
- Proprietary EPDM compounding for longer life
- Soft compound backing to reduce noise



Bando Rib Ace® Fit Buyer Guide

Make	Model	Part	Engine	Years		Part Number	
				From	To		
BMW	X5	COMPRESSOR	3.0L	2007	2008	4PK803F	
				2009	2010		
				2011	2013		
CADILLAC	CTS	COMPRESSOR	6.2L	2016	2016	4PK907F	
				2017	2017		
				2009	2012	4PK927F	
				2013	2015		
	ESCALADE	VACUUM PUMP	2015	2018	3PK773F		
		COMPRESSOR	2015	2018	4PK887F		
	ESCALADE ESV	VACUUM PUMP	2009	2014	4PK902F		
		COMPRESSOR	2015	2018	3PK773F		
	ESCALADE EXT	COMPRESSOR	2015	2018	4PK887F		
					2009	2014	4PK902F
				2009	2013	4PK902F	
CHEVROLET	AVALANCHE	COMPRESSOR	5.3L	2009	2013	4PK902F	
				2009	2009		
	AVEO	POWER STEERING	1.6L	2009	2011	4PK622F	
				2009	2011		
	CAMARO	COMPRESSOR	6.2L	2016	2016	4PK907F	
				2017	2017		
				2010	2015	4PK947F	
	COLORADO	COMPRESSOR	5.3L	2009	2012	4PK902F	
	EXPRESS 1500			2009	2014		
	EXPRESS 2500			4.8L	2009		2017
				6.0L	2009		2017
	EXPRESS 3500			4.8L	2009		2017
	EXPRESS 4500			6.0L	2009		2017
	SILVERADO 1500	VACUUM PUMP	4.3L	2014	2015	3PK773F	
				2017	2018		
		COMPRESSOR	4.8L	2014	2018	4PK887F	
				2009	2013	4PK902F	
		VACUUM PUMP	5.3L	2014	2018	3PK773F	
				2009	2013	4PK887F	
		COMPRESSOR	6.0L	2009	2009	4PK902F	
2014				2018	3PK773F		
VACUUM PUMP		6.2L	2014	2018	4PK887F		
			2009	2013	4PK902F		
SILVERADO 2500 HD	COMPRESSOR	6.0L	2009	2017	4PK902F		
SILVERADO 3500 HD			2009	2017			
SPARK	ALT, WP	1.2L	2013	2013	4PK777F		
			2013	2015	5PK851F		
SUBURBAN	VACUUM PUMP	5.3L	2015	2016	3PK773F		
			2018	2018			
	COMPRESSOR		2015	2016	4PK887F		
			2018	2018			
SUBURBAN 1500	COMPRESSOR	5.3L	2009	2014	4PK902F		
		6.0L	2009	2009			
SUBURBAN 2500	COMPRESSOR	6.0L	2009	2012	4PK902F		
2013			2013				

Bando Rib Ace® Fit Buyer Guide

Make	Model	Part	Engine	Years		Part Number
				From	To	
CHEVROLET	SUBURBAN 3500 HD	COMPRESSOR	6.0L	2016	2017	4PK902F
			4.8L	2009	2009	
	TAHOE	VACUUM PUMP	5.3L	2015	2016	3PK773F
				2018	2018	
		COMPRESSOR	2015	2016	4PK887F	
			2018	2018		
		VACUUM PUMP	6.2L	2009	2014	4PK902F
				2018	2018	3PK773F
	COMPRESSOR	2018	2018	4PK887F		
	VOLT	WATER PUMP	1.5L	2017	2017	3PK872F
CHRYSLER	SEBRING	POWER STEERING	2.7L	2007	2009	4PK919F
DODGE	AVENGER	POWER STEERING	2.7L	2008	2009	4PK919F
	NITRO	COMPRESSOR	4.0L	2007	2009	4PK950F
FORD	ECOSPORT	COMPRESSOR	2.0L	2018	2019	4PK821F
				2015	2018	4PK914F
	EDGE	POWER STEERING	3.5L	2007	2012	4PK894F
				2011	2014	4PK951F
	ESCAPE	COMPRESSOR	2.0L	2013	2016	4PK890F
			2.5L	2013	2016	
	CAMSHAFT TO WP	3.0L	2004	2006	3PK635F	
			2015	2016	4PK914F	
	EXPEDITION	COMPRESSOR	3.5L	2017		2017
				2018	2019	
	EXPLORER	-	2.0L	2013	2015	4PK914F
			2.3L	2016	2019	
	F-150	COMPRESSOR	3.3L	2018	2019	4PK914F
			3.5L	2011	2019	
	COMPRESSOR, WP	3.7L	2011	2014	4PK914F	
			2014	2017	6PK1030F	
	FIESTA	ALT, COMPRESSOR	1.6L	2011	2013	6PK1037F
				2009	2009	4PK904F
	FLEX	POWER STEERING	3.5L	2010	2012	4PK907F
				PS, CRANKSHAFT	2010	2012
FOCUS	COMPRESSOR	2.0L	2015	2018	4PK821F	
			2013	2018	4PK890F	
			2012	2014	5PK705F	
			2013	2019	4PK914F	
FUSION	COMPRESSOR	2.5L	2013	2019	4PK894F	
			POWER STEERING	3.5L		2010
MUSTANG	COMPRESSOR	5.0L	2015	2015	4PK914F	
			2016	2017		
POLICE INTERCEPTOR SEDAN	COMPRESSOR	3.5L	2013	2019	4PK907F	
			2.0L	2013	2017	4PK914F
TAURUS	CAMSHAFT TO WP	3.0L	2004	2005	3PK635F	
			POWER STEERING	2008	2009	4PK904F
				PS, WP	3.5L	2010
TAURUS X	POWER STEERING	3.5L	2008	2009	4PK904F	
TRANSIT CONNECT	COMPRESSOR	2.5L	2014	2019	4PK890F	
GMC	CANYON	COMPRESSOR	5.3L	2009	2012	4PK902F
	SAVANA 1500			2009	2014	
	SAVANA 2500			4.8L	2009	
			6.0L	2009	2017	

Bando Rib Ace® Fit Buyer Guide

Make	Model	Part	Engine	Years		Part Number	
				From	To		
GMC	SAVANA 3500	COMPRESSOR	4.8L	2009	2017	4PK902F	
	SAVANA 4500		6.0L	2009	2016		
			2017	2017			
	SIERRA 1500		VACUUM PUMP	4.3L	2014		2018
		COMPRESSOR	4.8L	2009	2013	4PK902F	
		VACUUM PUMP	5.3L	2014	2018	4PK887F	
		COMPRESSOR	6.0L	2009	2009	4PK902F	
			VACUUM PUMP	6.2L	2014	2018	3PK773F
		COMPRESSOR	6.0L	2009	2017	4PK902F	
			2009	2017			
		YUKON	VACUUM PUMP	4.8L	2009	2009	3PK773F
				5.3L	2009	2012	
		YUKON XL 1500	COMPRESSOR	6.2L	2015	2016	4PK902F
	6.0L			2009	2009		
	6.2L			2009	2014		
	6.0L			2009	2012		
	YUKON XL 2500	COMPRESSOR	6.0L	2013	2013	4PK902F	
			6.0L	2013	2013		
			6.0L	2013	2013		
	HUMMER	H2	COMPRESSOR	6.2L	2009	2009	4PK902F
H3		5.3L		2008	2010		
H3T		5.3L		2009	2010		
HYUNDAI	SANTA FE	WATER PUMP	2.0L	2019	2019	3PK796F	
	SANTA FE SPORT		2.4L	2019	2019		
			2.0L	2016	2016		
	SONATA		2.0L	2017	2018	3PK796F	
			2.4L	2018	2018		
			2.0L	2018	2019		
			2.4L	2013	2014		3PK785F
				2015	2015		
	TUCSON		2019	2019	3PK796F		
	VELOSTER N		2019	2019			
KIA	OPTIMA	WATER PUMP	2.0L	2016	2016	3PK796F	
			2.0L	2017	2017		
			2.4L	2011	2012		
	2.4L		2013	2015			
SORENTO	2.0L	2016	2017	3PK796F			
LINCOLN	MKC	COMPRESSOR	2.0L		2015	2016	4PK890F
	MKS		2.3L	2015	2019		
		MKT	POWER STEERING	3.5L	2011	2011	4PK907F
	CRANK SHAFT, PS	3.7L	2009	2012			
	MKT	COMPRESSOR	2.0L	2013	2016	4PK914F	

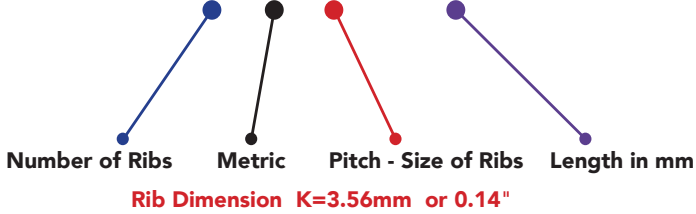
Bando Rib Ace® Fit Buyer Guide

Make	Model	Part	Engine	Years		Part Number		
				From	To			
LINCOLN	MKT	PS, CRANKSHAFT	3.7L	2010	2012	4PK904F		
	MKX	POWER STEERING	3.5L	2007	2010	4PK894F		
	MKZ	COMPRESSOR	2.0L	2013	2019	4PK914F		
		PS, CRANKSHAFT	3.5L	2007	2012	4PK894F		
	NAVIGATOR	COMPRESSOR	3.5L	2015	2015	4PK914F		
			2016	2017				
			2018	2019				
MAZDA	3	WATER PUMP	2.0L	2012	2018	3PK785F		
		COMPRESSOR		2004	2009	5PK671F		
				2006	2007	5PK691F		
				2010	2013			
				2.3L	2004	2009	5PK671F	
				2006	2007	5PK691F		
				WATER PUMP	2.5L	2019	2019	3PK785F
		5		COMPRESSOR	2.3L	2006	2010	5PK671F
						2006	2007	5PK691F
		6		PS, CRANKSHAFT	3.7L	2009	2013	4PK894F
	CX-3	WATER PUMP	2.0L	2016	2016	3PK785F		
				2017	2017			
				2018	2019			
	CX-5	WATER PUMP	2.0L	2013	2014	3PK785F		
				2015	2016			
CX-9	PS, CRANKSHAFT	3.5L	2007	2007	4PK894F			
			3.7L	2008		2015		
MPV	CAMSHAFT TO WP	3.0L	2004	2006	3PK635F			
TRIBUTE			2005	2006				
MERCURY	MARINER	CAMSHAFT TO WP	3.0L	2005	2008	3PK635F		
	SABLE			2004	2005			
	SABLE	POWER STEERING	3.5L	2008	2009	4PK904F		
PONTIAC	G3	POWER STEERING	1.6L	2009	2010	4PK622F		
SUBARU	FORESTER	COMPRESSOR	2.5L	2009	2013	4PK805F		
	IMPREZA			2008	2013			
				2014	2014			

SERPENTINE BELT CROSS REFERENCE

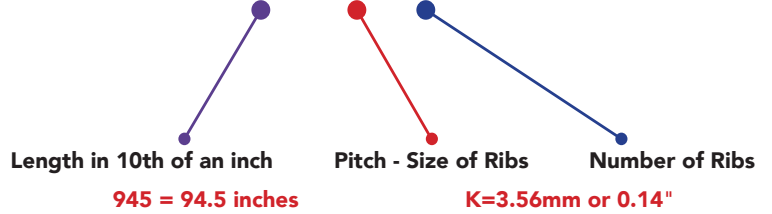
Metric

6 P K 2400



English

945 K 6



Bando	English	"G"	"D"	"C"
Gauged in millimeters	Gauged in inches	Gauged in inches	Gauged in inches	Gauged in inches
6PK2400	94.5K6	K060945	5060945	4060945
Ribs Length in mm				



Millimeters x 0.03937 = inches

Inches x 25.4 = millimeters



RIB ACE® ARAMID BELTS

Bando Rib Ace® Aramid Belts

- Aramid cord is utilized for maximum tensile strength and elongation resistance
- Dramatically reduces noise and vibration harshness (NVH)
- Exceeds OE replacement standards for today's Aramid belt equipped vehicles
- High modulus Aramid cord belts offer overall superior performance for gas and diesel engines
- Preferred specification for Supercharged applications



Bando Rib Ace® Aramid Buyer Guide

Make	Model	Part	Engine	Years		Part Number
				From	To	
CHEVROLET	CAPTIVA SPORT	ALT, PS, AC	2.4L	2013	2015	6PK1980A
	CORVETTE	WP, PS SUPERCHARGER	6.2L	2009	2013	11PK2137A
	CRUZE	ALT, WP, AC	1.8L	2013	2015	6PK1550A
	CRUZE LIMITED			2016	2016	
	MALIBU	ACCESSORY DRIVE	2.4L	2008	2010	7PK1248A
	SONIC	ALT, WP, AC	1.8L	2013	2017	6PK1550A
HYUNDAI	SANTA FE	ALT, COMPRESSOR	2.0L	2019	2019	6PK1010A
	SANTA FE SPORT		2.4L	2016	2016	
			2.0L	2017	2018	
			2.4L	2018	2018	
	SONATA		2.0L	2018	2019	
	TUCSON		2.4L	2015	2019	
			2.4L	2019	2019	
INFINITI	EX35	ALT, PS, AC	3.5L	2008	2012	7PK2056A
	EX37		3.7L	2013	2013	7PK2020A
	FX35		3.5L	2009	2012	7PK2056A
	FX37		3.7L	2013	2013	7PK2020A
	FX45	ALT, WP, AC	4.5L	2003	2005	6PK1940A
	FX50		2006	2008		
			5.0L	2009	2009	6PK1951A
	G35	ALT, PS, AC	3.5L	2007	2008	7PK2056A
			3.7L	2008	2013	7PK2020A
	JX35	ALT, COMPRESSOR	3.5L	2013	2013	7PK1035A
	M35	ALT, PS, AC	3.7L	2009	2010	7PK2056A
	M37			2011	2013	7PK2020A
	M45	ALT, WP, AC	4.5L	2003	2004	6PK1940A
	M56			2006	2010	
	Q40	ALT, PS, AC	5.6L	2011	2013	6PK1970A
	Q45	ALT, WP, AC	3.7L	2014	2015	7PK2020A
	Q50			2015	2015	
	Q50	ALT, PS, AC	3.7L	2014	2015	7PK2020A
				2015	2015	
	Q60	ALT, WP, AC	3.0L	2017	2019	6PK1951A
		ALT, PS, AC	3.7L	2014	2015	7PK2020A
	Q70	ALT, WP, AC	5.6L	2014	2017	6PK1970A
		ALT, PS, AC	3.7L	2018	2018	
	Q70L	ALT, WP, AC	5.6L	2014	2017	6PK1970A
				2018	2018	
	Q70L	ALT, PS, AC	3.7L	2014	2017	7PK2020A
				2018	2018	
	QX50	-	3.0L	2014	2017	6PK1854A
				2017	2017	
	QX60	ALT, COMPRESSOR	3.5L	2014	2017	7PK1035A
				2018	2019	
	QX70	ALT, WP, AC	5.0L	2014	2014	6PK1970A
		ALT, PS, AC	3.7L	2014	2014	7PK2020A
QX70	-	3.0L	2014	2017	6PK1854A	
			2015	2017		
QX70	ALT, WP, AC	5.0L	2014	2014	6PK1970A	
			2015	2017		
QX70	ALT, PS, AC	3.7L	2014	2014	7PK2020A	
			2015	2017		
KIA	OPTIMA	ALT, COMPRESSOR	2.0L	2016	2016	6PK1010A

Bando Rib Ace® Aramid Buyer Guide

Make	Model	Part	Engine	Years		Part Number	
				From	To		
KIA	OPTIMA	ALT, COMPRESSOR	2.4L	2016	2016	6PK1010A	
	SORENTO			2017	2017		
				2.0L	2016		2017
SORENTO			2.4L	2016	2017		
				2.0L	2016	2017	
NISSAN	350Z	ALT, PS, AC	3.5L	2007	2009	7PK2056A	
	370Z			2009	2009	7PK2020A	
				2010	2011		
				2012	2016		
	ALTIMA	WP, ALT, AC	2.5L	2013	2018	6PK1429A	
		WP, ALT, AC, PS		2007	2013	6PK2231A	
	ALTIMA			3.5L	2013	2018	7PK1035A
					2013	2018	
	CUBE	ALT, WP	1.8L	2009	2010	6PK1107A	
				2009	2009		
				2011	2012		
	CUBE	ALT, WP, AC	1.8L	2011	2012	6PK1205A	
				2013	2014		
	FRONTIER	WP, ALT, AC, PS	2.5L	2005	2019	6PK2064A	
	GT-R	ALT, PS, AC	3.5L	2014	2014	7PK2109A	
	JUKE	ALT, WP, AC	1.6L	2011	2012	6PK1199A	
	JUKE	ALT, WP, AC	1.6L	2013	2016		
	MAXIMA	ALT, COMPRESSOR	3.5L	2016	2016	7PK1035A	
				2017	2017		
				2018	2019		
	MAXIMA			3.5L	2014	2014	7PK1700A
					2014	2014	
	MURANO	-	3.0L	2016	2016	6PK1854A	
2016				2016			
MURANO	ALT, COMPRESSOR	3.5L	2015	2017	7PK1035A		
			2019	2019			
MURANO			3.5L	2014	2014	7PK1700A	
				2014	2014		
NV200	ALT, WP, AC, PS	2.0L	2013	2013	6PK1212A		
			2014	2017			
NV200			2.0L	2018	2019		
				2018	2019		
PATHFINDER	-	3.0L	2014	2014	6PK1854A		
			2014	2014			
PATHFINDER	ALT, COMPRESSOR	3.5L	2013	2017	7PK1035A		
			2018	2019			
QUEST			2014	2017	6PK1429A		
			2014	2017			
ROGUE	WP, ALT, AC	2.5L	2014	2017	6PK1429A		
	2018		2019				
ROGUE	WP, ALT, COMPRESSOR	2.5L	2008	2012	6PK1808A		
			2013	2013			
ROGUE SELECT			2014	2015			
ROGUE SPORT	ALT, WP, AC, AD	2.0L	2017	2017	6PK1199A		
			2018	2019			
ROGUE SPORT			2007	2012	6PK1212A		
			2007	2012			
SENTRA	WP, ALT, AC, PS	1.8L	2013	2016	6PK1219A		
			2017	2017			
SENTRA			2018	2019	6PK1219A		
			2018	2019			
SENTRA	WP, ALT, AC, PS	1.8L	2007	2012	6PK1212A		
			2007	2012			
SENTRA	ALT, WP, AC	1.8L	2007	2012	6PK1205A		
			2007	2012			
SATURN	AURA	ACCESSORY DRIVE	2.4L	2007	2009	7PK1248A	
	VUE			2007	2009		

BANDO

FEATURES & BENEFITS

FEATURES

- Proprietary EPDM formulated compound
- Fiber loaded construction
- Soft compound backing
- Precision ground ribs
- Bi-directional cord
- Metric sizing

BENEFITS

- Superior belt life and trouble free operation
- Enhances noise reduction for "Run Quiet" operation
- Creates noise reduction from backside pulleys/idlers and improves belt life
- Precise pulley mating for better belt performance
- Supports consistent belt tracking that reduces wear on belt
- OE measured length for precise application and better belt life

ADVANTAGES

- #1 OEM supplier of serpentine belts in North America
- "Run Quiet" Technology
- Exact OE fitment
- Made in USA

COMMITMENT

Providing premium products, competitive pricing, with a level of service and support that exceeds our customers' expectations.

Continuously improving our quality, costs and environmental awareness.

TRUSTED BY
THE WORLD'S
TOP
AUTO MAKERS

AWARD
WINNING
TIER 1
SUPPLIER



@BandoUSAInc



www.BandoUSA.com



800-829-6612



BandoUSA@bandogrp.com

bando.opticonline.com

BANDO

RIB ACE® BELT WEAR GAUGE

How to judge wear on today's belts.

With today's belt technology, it's hard to see whether or not a belt needs to be replaced. A belt that's ready to fail won't show the cracking and fraying that older belts did. Bando Rib Ace® Belt Wear Gauge was created to provide a quick, accurate way to check whether a belt needs to be replaced.

How to Use

- Warning:** Do not use the gauge while the belt is moving. Make sure the belt has completely stopped before checking for wear.
- Apply the teeth of the gauge to the rib side of the belt. Use the teeth alongside the letter "A" for Bando Rib Ace® Aramid belts. Use the opposite side for all other Bando Rib Ace® belts.
- If the back of the belt is at the same level or lower than reference level [red line in Figures 1 and 2], the belt needs to be replaced.

Accessory drive belts should be checked for wear every 30,000 miles. Determine whether the wear exceeds the limits and replace belt accordingly.




Fig 1: Good Belts
(Red Line is Reference Level)




This edge for Bando Rib Ace® Aramid belts

Fig 2: Worn Belts
(Red Line is Reference Level)



This edge for Bando Rib Ace® Aramid belts

BANDO



SCAN QR Code to Watch "Instructional" video

BandoUSA.com/wear-gauge



@BandoUSAInc



BandoUSA.com



800-829-6612



BandoUSA@bandogrp.com

20200109

TRUSTED BY THE WORLD'S TOP AUTO MAKERS



Automotive Belt Search



<https://bando.opticatonline.com/>

Distributed By



BUI 1076/07-21